
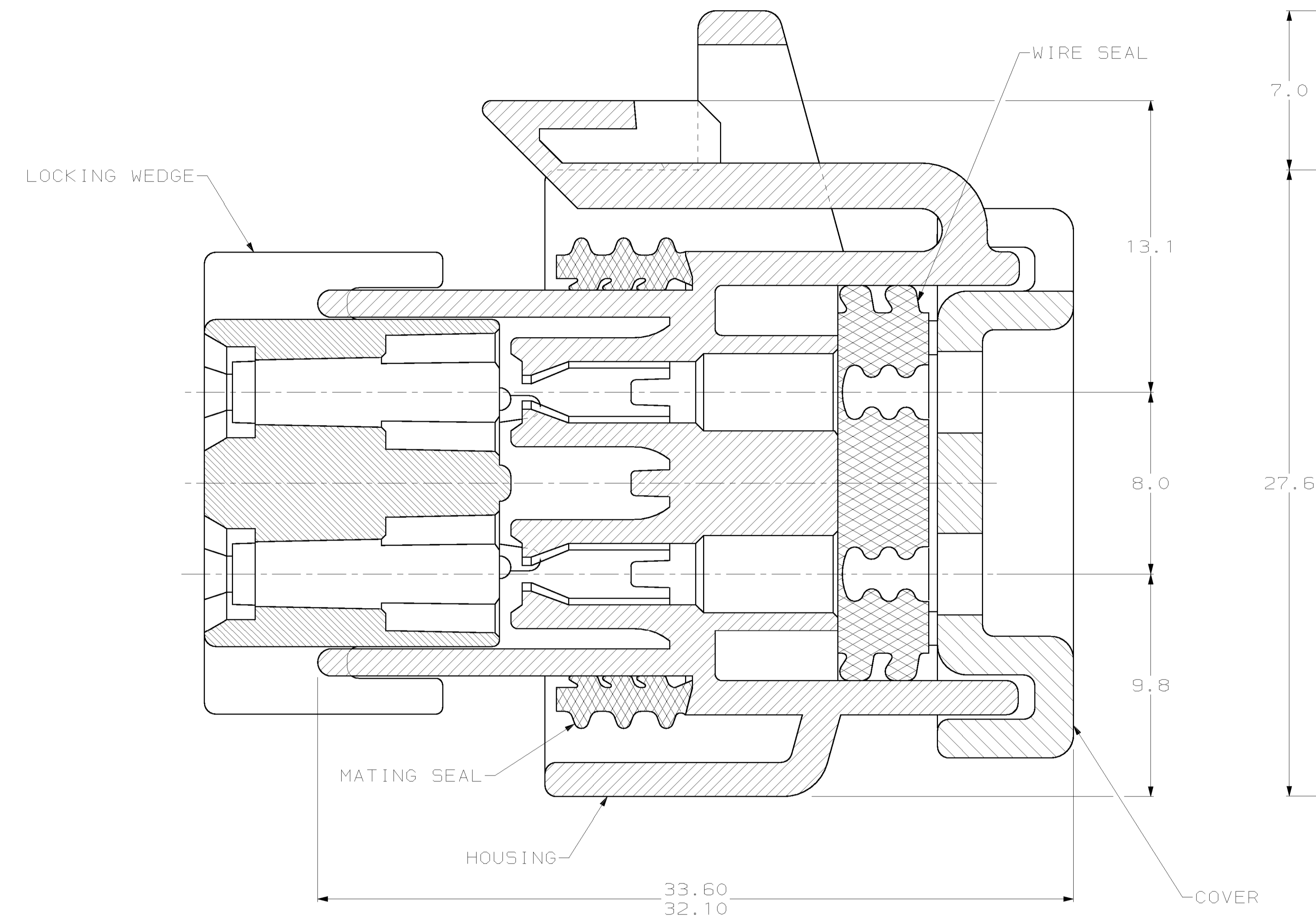
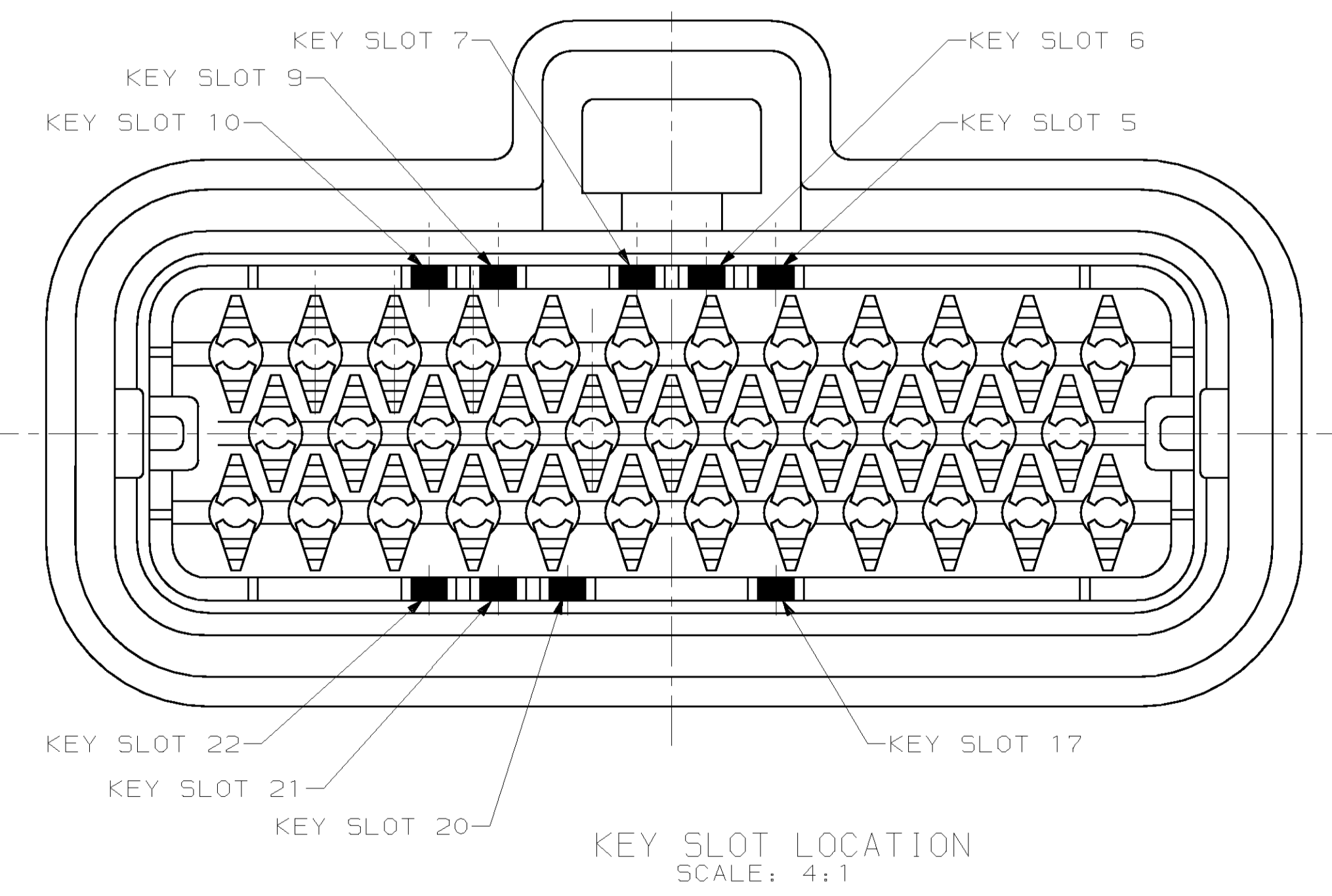


REV	DESCRIPTION	DATE	BY
0	RLSD PER PR CM 95-89	6-30-95	BL
A	REV PER EC# OK40-0117-97	9-4-97	PC
B	REV PER EC# OK40-0079-97	9-4-00	PC

ASSEMBLY WILL PASS THRU Ø66 OPENING

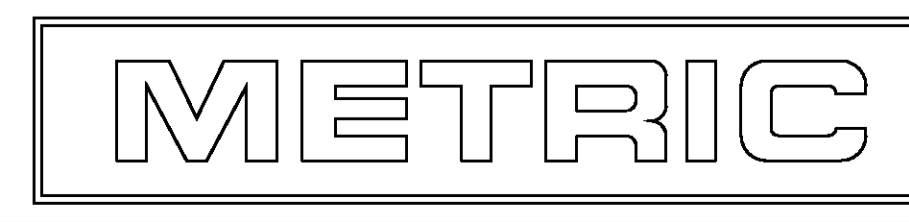


△ HOUSINGS COLORS ARE MECHANICALLY KEYED TO MATE WITH IDENTICALLY COLORED HEADER ASSEMBLIES.



KEY SLOT LOCATION SEE DETAIL ABOVE	PART NUMBER
5, 10 & 22	776164-5
9 & 21	776164-4
7 & 17	776164-2
6 & 20	776164-1

COVER	WIRE SEAL	MATING SEAL	LOCKING WEDGE	△ HOUSING	PART NUMBER
GLASS FILLED PBT, BLACK	SILICONE RUBBER, RED	SILICONE RUBBER, RED	PBT, RED	PBT, BLUE	776164-5
				PBT, GRAY	776164-4
				PBT, NATURAL	776164-2
				PBT, BLACK	776164-1



AMP Incorporated
 Harrisburg, PA 17105-3100

AMP

PLUG ASSEMBLY,
 35 POSITION, AMPSEAL

108-1329
 APPLICATION SPEC

114-16016
 CUSTOMER DRAWING

DATE: 6-30-95
 BY: B. LEWIS
 CHECKED: B. SWING
 DESIGNED: B. LUNDEBERG

SCALE: 3:1 SHEET: 1 OF 1